



## **USING THE ILLUSTRATED PARTS LIST**

This manual is to be used for identification and ordering of service parts for the DS Gasoline and DS Electric golf cars.

The first four (4) sections include information common to both the Gasoline and Electric vehicles. Section 5 through 11 contain information related solely to the Gasoline vehicles while Sections 12 through 15 relate solely to the Electric vehicles.

The manual numerical index will help provide quick reference to each section.

### **WARNING**

**This manual is to be used for identification and ordering of service parts only. Be sure to read and use the maintenance and service manual for any repair.**

**4125 WASHINGTON ROAD  
P.O. Box 4658  
AUGUSTA, GEORGIA 30917-4658  
USA  
Telephone: 706-863-3000  
TELEX 54-5444  
FAX: 706-860-7231**

# CONTENTS

## MAINTENANCE AND SERVICE TOOLS

<b>BODY AND TRIM</b>	<b>SECTION 1</b>
Body and Trim .....	1-3
Fender Body Installation Gas .....	1-5
Fender Body Installation Electric .....	1-7
Covers Front .....	1-9
Covers Rear .....	1-11
Seat Back and Bag Hoop .....	1-13
Seat Bottom and Armrest - Electric Vehicle .....	1-14
Seat Bottom and Armrest - Gas Vehicle .....	1-15
<b>TRANSAXLE</b>	<b>SECTION 2</b>
.....	2-3
<b>BRAKES, PEDAL, AND CABLE ASSEMBLY</b>	<b>SECTION 3</b>
Brakes Cluster, Right and Left Hand .....	3-3
Brakes Pedal and Cable Assembly .....	3-5
Accelerator Pedal Assembly .....	3-7
<b>STEERING AND FRONT SUSPENSION</b>	<b>SECTION 4</b>
Steering Column - Aluminum .....	4-3
Steering Assembly .....	4-5
Front Suspension Assembly - Delta A-Plate .....	4-7
<b>ELECTRICAL AND BATTERY</b>	<b>SECTION 5</b>
Wiring - Gas Vehicle .....	5-3
Electrical Component Box .....	5-5
Starter Generator Assembly .....	5-7
F&R Shifter Assembly .....	5-9
Starter Generator - Mounting .....	5-10
Reverse Buzzer .....	5-11
Battery .....	5-12
<b>ENGINE</b>	<b>SECTION 6</b>
Engine .....	6-3 - 6-13
<b>FUEL AND INTAKE SYSTEM</b>	<b>SECTION 7</b>
Fuel System Assembly .....	7-3
Carburetor Assembly .....	7-5
Governor Guard and Intake Hose .....	7-7
Expansion Chamber, Choke, and Filter .....	7-9
Governor and Accelerator Cables .....	7-11
<b>EXHAUST SYSTEM</b>	<b>SECTION 8</b>
Exhaust System .....	8-3
<b>TORQUE CONVERTER</b>	<b>SECTION 9</b>
Drive Clutch Assembly .....	9-3
Driven Clutch Assembly .....	9-5
<b>TRANSMISSION</b>	<b>SECTION 10</b>
Transmission Assembly .....	10-3
<b>REAR SUSPENSION</b>	<b>SECTION 11</b>
Rear Suspension Assembly .....	11-3
Inner Frame Assembly .....	11-5
<b>ELECTRICAL - ELECTRICAL VEHICLE</b>	<b>SECTION 12</b>
Power Wiring - Electric Wiring .....	12-3
V-Glide Wiper Switch .....	12-5
Resistor and Board Assembly - V-Glide .....	12-7
Forward and Reverse Switch Assembly - V-Glide .....	12-9
Power Wiring - Solid State Controller .....	12-11
Forward and Reverse Switch - Solid State Controller .....	12-13
V-Glide Wiper Switch - Solid State Controller .....	12-15
Reverse Buzzer .....	12-16
<b>CHARGER</b>	<b>SECTION 13</b>
Model 13800 Accu-Power .....	13-3
Model 14000 Ultra-Power .....	13-5
<b>MOTOR</b>	<b>SECTION 14</b>
CLUB CAR Models 5BC48JB764 and 5BC48JB771 .....	14-3
CLUB CAR Models 5BC58JBS6163 and 5BC58JBS6215 .....	14-5
<b>REAR SUSPENSION ASSEMBLY - ELECTRIC VEHICLE</b>	<b>SECTION 15</b>
Rear Suspension Assembly - Electric Vehicle .....	15-3



# MAINTENANCE AND SERVICE TOOLS

DESCRIPTION	PART NO.
Internal Retaining Pliers .....	1013593
Brake Adjusting Tool .....	1013582
Volt Ohm Meter .....	1011480
Continuity Tester .....	1011273
Retaining Ring Pliers (45° External) .....	1012549
Retaining Ring Pliers (90° Internal) .....	1012560
Keyswitch Tool .....	1012801
Seal Puller .....	1012809
Bearing Puller .....	1012811
Bearing Puller Wedge Attachment .....	1012812
Tachometer .....	1016112
Drive Clutch Puller .....	1014496
Clutch Alignment Tool .....	1014498
Touch-up Paint- Beige .....	1017097-01
Transmission Tool Kit .....	1014115
TransAxle Pinion Seal Tool .....	1014161
TransAxle Axle Seal Tool .....	1014162
Steering Column Bearing Press Tool .....	1014264
Steering Column Retaining Ring Tool .....	1014259
Battery Terminal Protector .....	1014305
Dry Moly Lubricant .....	1012151
Flexible Cowl Repair Kit .....	1014963
Hydrometer .....	1011478
Battery Tester (Discharge Machine) .....	1010687
Battery Thermometer .....	1011767
Fly Wheel Puller Kit .....	1016627
Valve Seat Cutter 45° (32mm Diameter) .....	1016553
Valve Seat Cutter 45° (32mm Diameter) .....	1016554
Valve Seat Cutter 32° (35mm Diameter) .....	1016555
Clutch Tool Kit .....	1014510
Spring Tune-Up Kit (OHV Engine) .....	1016110-02
Compression Gauge .....	1016410-01
Adapter .....	1016410-02
Valve Spring Compression .....	1016411-01
Adapter .....	1016411-02
Valve Guide Reamer .....	1016412-01
Arbor .....	1016412-02
Valve Clearance Adjuster Screw Holder .....	1016413
Piston Ring Compressor Kit .....	1016414
Piston Ring Plier .....	1016415
Bearing Driver Set .....	1016416
Bearing and Oil Seal Remover Assembly .....	1016417
Gear Yoke .....	1016418
Generator Belt Tension Tool .....	1016867
Muffler Spring Tool .....	1016712
Armorflex Repair Kit .....	1017295
Adhesion Promoter - Armorflex .....	1016985

Please refer to the Maintenance and Service Manual for proper tool application.



# INDEX

**GASOLINE**



**G**

**ELECTRIC**



**E**

**BODY AND TRIM — FRONT AND REAR**



**1**

**TRANSAXLE**



**2**

**BRAKES, PEDAL, AND CABLE ASSEMBLY**




**3**

**STEERING AND FRONT SUSPENSION**



**4**












# INDEX

GASOLINE



G

<b>ELECTRICAL AND BATTERY</b>		<b>5</b>
<b>ENGINE</b>		<b>6</b>
<b>FUEL, INTAKE, AND GOVERNOR SYSTEM</b>		<b>7</b>
<b>EXHAUST SYSTEM</b>		<b>8</b>
<b>TORQUE CONVERTER</b>		<b>9</b>
<b>TRANSMISSION AND GOVERNOR</b>		<b>10</b>
<b>REAR SUSPENSION</b>		<b>11</b>





































































































































































































































































































